





## 2017 KS2 Outcomes – School / National Comparisons

| Attainment           |   | All subjects | Reading    | Writing    | GPS        | Maths      |
|----------------------|---|--------------|------------|------------|------------|------------|
| At expected standard | <br>BECKSTONE<br>PRIMARY | <b>67%</b>   | <b>77%</b> | <b>81%</b> | <b>77%</b> | <b>72%</b> |
|                      | National                 | 61%          | 71%        | 76%        | 77%        | 75%        |
| At higher standard*  | <br>BECKSTONE<br>PRIMARY | <b>7%</b>    | <b>19%</b> | <b>28%</b> | <b>23%</b> | <b>21%</b> |
|                      | National                 | 9%           | 25%        | 18%        | 31%        | 23%        |

N.B. National 'Floor Standard' for attainment is 65% for all subjects combined

\* = A scaled score of **110 or more** is the threshold for a pupil's performance to be viewed as being to a higher standard than expected

| Progress  |   | Reading    | Writing    | Maths      |
|---|---|------------|------------|------------|
| This is calculated using as a value-added measure from KS1 to KS2. It is based on value added in each of reading, writing and maths compared with the scores of pupils with the same Key Stage 1 results. | <br>BECKSTONE<br>PRIMARY | <b>1.9</b> | <b>2.8</b> | <b>1.1</b> |
|   | National                | 0*         | 0*         | 0*         |

\* = The calculating of 'Value Added' nationally ensures that average progress is zero

N.B. The Government's **Progress Floor Targets** for KS2: **-5** in Reading; **-7** in Writing **-5** in Maths

### Interpreting progress scores

Progress scores will be centred around 0, with most schools within the range of -5 to +5.

- A **score of 0** means pupils in this school on average do about **as well** at KS2 as those with similar prior attainment nationally.
- A **positive score** means pupils in this school on average do **better** at KS2 as those with similar prior attainment nationally.
- A **negative score** means pupils in this school on average do **worse** at KS2 as those with similar prior attainment nationally.

A negative score does not mean that pupils did not make any progress, rather it means they made less progress than other pupils nationally with similar starting points.